

Treske

Refined Craftsmanship



Our Heritage

Makers of beautifully crafted bespoke kitchens, lovingly handmade in our Yorkshire workshops and proudly fitted into homes across the UK.

Treske started making furniture in 1973 when John Gormley set up his workshop in a Victorian maltings in Thirsk, at the heart of a traditional cabinet making area in beautiful countryside between the Yorkshire Moors and Dales.

Treske's reputation for solid ash furniture, and in particular tables, grew. New designs developed Treske's characteristic clean Scandinavian style, using timber from our own sawmill.


Alongside domestic commissions, Treske started working on ecclesiastical and other client projects, often tackling challenging designs that helped enhance our capabilities and skills, working across the UK and overseas.

Demand from our customers for high quality, bespoke kitchens led to it becoming a speciality for the company. Treske's commitment to deliver quality and customer service at every stage of the process has led to steady growth.

When you decide to commission a new kitchen or piece of furniture, we hope you will trust us with your work.

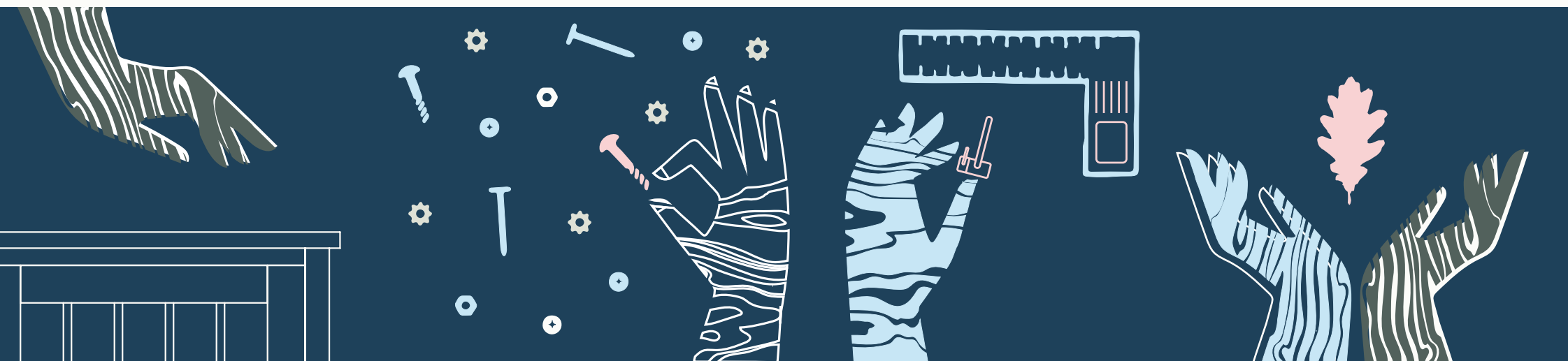
We look forward to welcoming you to Treske.

Justin and Louise Bartlett



The Kitchen Design Process

It all starts with a simple conversation, you don't need all the answers before speaking to us. We're here to help you on a journey from an idea to a truly transformative bespoke kitchen.



SHOWROOM

Our Thirsk showrooms and workshops are easily accessible by road or rail. We have examples of kitchens and furniture on show, allowing visitors to explore the refined craftsmanship that characterises everything that Treske produce. Our showrooms are open Mon-Fri 10am-5pm, and Sat 10am-1pm, please get in touch to arrange an evening or weekend visit.

CONSULTATION

An initial design consultation is the perfect setting to answer any questions you may have and to let us get to know more about you, how you plan to use your space, and what will best suit your lifestyle. This will help frame decisions on design, covering cabinetry, materials, and appliances, in addition to an aesthetic tone to influence the overall design.

DESIGN


Following the consultation, we will present initial plans with views to illustrate how your kitchen might look, along with a quotation and specification. This process is often iterative as designs and thinking evolve to create a bespoke kitchen that perfectly complements you and your needs – a kitchen you will love.

FINAL DESIGNS & ORDER

Once the design process is complete, we will walk you through the final drawings in detail. At this stage the design is fully costed and is ready to be signed-off and the order placed.

Kitchen Projects

Enjoy some of our featured bespoke kitchen projects to gain a flavour of what is possible. Each Treske fitted kitchen is unique.



KITCHEN PROJECT

Belmont

This project opened several smaller rooms into a single open plan kitchen and dining area, with open access to a formal dining room. A cool, contemporary design was created for ease of use and a relaxed flow around the spaces.

The kitchen island has bar stool seating, a preparation area and hob. The sink cabinetry, overlooking the garden, finishes at one end with a larder cupboard, and at the other end with tall cabinets housing the combination and steam ovens, linked together by a corner display cabinet with curved glazing to soften and add glamour. Other cabinetry includes discreet tall housings for integrated fridge and freezers.

The dining areas share the same table design with matching surfaces, and both areas have bespoke cabinetry for display, TVs and storage.







KITCHEN PROJECT

The Vale

Many houses undergo a renovation prior to a kitchen installation. The addition of an extension and French doors to this traditional old farmhouse, flooded the existing kitchen space with light and added additional workspace and height to the room. A utility, bespoke home office and a dressing room completed the project.

Briefed to optimise storage and to keep a light feel to the room while working with low ceilings, the cabinetry in the kitchen and elsewhere had to recognise the house's historic character and its new extensions. Treske worked closely with the client's interior designer on the project and the overall look borrows from the Arts and Crafts style, using both traditional framed cabinets and frameless cabinets for a more modern contemporary feel.







KITCHEN PROJECT

Kilburn

This project was designed carefully with the client to improve access and ease of use. The cabinetry uses a mix of painted and feature oak to create a kitchen, home office and dining areas.

The Kilburn kitchen project was part of a reorganisation of the ground floor of this converted barn. The new layout enabled new and more convenient access to the kitchen from the hall as well as from the utility, and for uncluttered access to the dining area and living room beyond. To do this a room off the hall was divided to form a smaller home office as well as wide corridor to the kitchen, into which both storage and a second office space could be fitted.





KITCHEN PROJECT

Thirsk

A light and welcoming Arts and Crafts style kitchen with contrasting finishes. The result is a beautifully elegant and practical space to be enjoyed by the whole family.

The distinctive glazing bead details on the display cabinets each side of the sink area are carried through to the other cabinet door panels around the kitchen. Over the Aga and hob are generous canopies with striking corbel details to the cornice. This is echoed at floor level with a dark stained oak kickboard matching the central island, with painted and oak corbels at the base of the cabinets.

The island incorporates a curved upholstered bench and a bespoke Treske Ayton table shaped to match. The stained dark oak of the island accentuates the paintwork, giving a traditional but modern feel.





Sustainable Materials

Your designer will help guide and advise on the different choices and options for the many different materials used in kitchens. Woods, veneers, worksurfaces, and items of furniture themselves are all important in determining the right functionality and aesthetic for your kitchen.

Consultation often takes the form of an ideas board where different materials are put into the design mix alongside different finishes, handles and hinges, allowing the development of a comprehensive mood board that will help visualise options for your kitchen.


Some of the materials chosen in the kitchens illustrated in this brochure are shown.



NATURAL OAK
As seen in Vale, Townhouse,
Glebeside, Stokesley



BURR OAK
As seen in Kilburn, Glebeside



JACOBEOAN STAINED OAK
As seen in Thirsk



WALNUT VENEER
As seen in Hampshire



SILESTONE BIANCO RIVERS
As seen in Belmont




SILESTONE LAGOON
As seen in Vale




FANTASY BROWN
As seen in Kilburn



SILESTONE CLASSIC CALACATTA
As seen in The Townhouse



SILESTONE LYRA
As seen in Thirsk



**SAMSUNG QUARTZ
DIAMOND WHITE**
As seen in Hampshire



**SENS WHITE MACAUBUS
QUARTZITE**
As seen in Rainton



COSMIC BLACK GRANITE
As seen in Glebeside



KASHMIR WHITE GRANITE
As seen in Stokesley



DEKTON TRILLIUM
As seen in Moorside





DEKTON ENTZO
As seen in Moorside

Featured Furniture

Furniture made and supplied by Treske is often made to different sizes, designs and finishes to fit within the kitchen or dining area of a design.

- 1 AYTON TABLE
As seen in Thirsk (bespoke shape version)
- 2 MELA BAR CHAIR
As seen in Belmont
- 3 NEVA LIGHT BAR CHAIR
As seen in Kilburn
- 4 NEVA CHAIR
As seen in Vale, Belmont, Kilburn, Thirsk
- 5 BELMONT PEDESTAL TABLE
As seen in Belmont (bespoke turned pedestal table)
- 6 WESTWOOD TABLE
As seen in Hampshire
- 7 NEVA LIGHT CHAIR
As seen in Vale (International Red Dot design award winner)
- 8 BESPOKE ARTS AND CRAFTS BAR STOOL
As seen in Glebeside




KITCHEN PROJECT

The Townhouse

A sophisticated addition to a townhouse, the kitchen is part of the open plan main dining and living area and also provides access to the outdoor patio. A deceptively challenging design in order to make the kitchen space feel as large as possible while optimising storage and ease of use.

As the design conversation developed the central island took shape in terms of form and size, to give additional workspace area and storage. The two flanking walls of cabinetry contain cooking and storage on one side, washing, refrigeration, display and larder cupboards on the other.







KITCHEN PROJECT

Hampshire

In consultation with the client's architect, the kitchen furniture was designed to fit with the architecture of this modern home.

The main body of cabinets have flat American Black Walnut veneered doors in a handle-less design. The island also has simple flat doors but with a top moulded continuous handle, and all finished in a white hard gloss lacquer. Cooking appliances are placed in a bank of wall cabinets while the island is the home of the hob with a pop-up extractor.

The walk-in pantry to the right-hand end of the kitchen is accessed via a sliding door and is the main food storage area.



The Westwood table is part of the standard table range designed by Treske.

This graceful table has simple, clean lines and chairs can be neatly stored underneath.





KITCHEN PROJECT

Stokesley

Curved forms to the cabinetry and worksurfaces give this kitchen a free-flowing feel which, with the use of mirrored plinths at the base of the island, provides an overall touch of lightness that fools the eye!

The kitchen layout is spacious but with a large amount of well organised storage in both the painted island and contrasting oak kitchen cabinets. The granite is shaped carefully, as are the cabinets, to accentuate one of the key visual features of room, the cast iron column.

The range cooker sits forward from the back of the original chimney to give practical worksurfaces on each side with a granite ledge behind. To the right of the cooker the surface was trimmed back to a standard worktop depth using a series of curves with curved cabinets underneath.



KITCHEN PROJECT

Rainton

The kitchen design fits within a large open plan area of the house with views to the garden. One of the main features of the kitchen is the island offset from a supporting beam in the centre of the kitchen, which has been carefully positioned at an angle to allow direct views to the garden.

An induction hob, with a concealed ceiling extractor, allow cooking to take place on the island, with further ovens in adjacent tall cabinetry. A further tall cabinet conceals access into a generous walk-in pantry.

The soft graining of the worksurfaces, combined with the elegant curves of the island and other cabinets, make this design comfortable and light.







KITCHEN PROJECT

Glebeside

The spirit of architect and designer C.F.A. Voysey continues within some of the special work Treske design and make for customers; in this case for Arts and Crafts loving customers who have made their kitchen a celebration of Voysey design.

The design emphasises the verticals with narrow tapering pilasters and typical Voysey capitals. Doors are left plain with flat panels but use traditional strap and H hinges to complete the artisan look, which is carried across the kitchen island, display and storage areas. Voysey's signature hearts are pierced through the panels on tall cabinetry, and match those used elsewhere in the house.





KITCHEN PROJECT

Moorside

Situated at one end of a traditional and beautiful moorland long barn conversion, this Shaker kitchen design uses a great mix of materials to produce a timeless blend with the open plan surroundings.

Set within the natural boundary of the staircase and thick outside walls the approach into the space is past a communal peninsular island finished with a Dekton Trillium surface. The peninsular backs onto one arm of the kitchen created by the incorporation of a reclaimed end grain butchers block as a preparation area.

Beyond the main kitchen, further into the house, are other large larder and storage cabinets, all of which have painted doors and use handmade copper strap hinges, pull and knob handles to link all aspects of this lovely design together.





Treske

Get in touch today

Contact details:

Telephone:
01845 522770

E-mail:
info@treske.co.uk

Address:

Treske, Station Works,
Carlton Miniott, Thirsk,
North Yorkshire,
YO7 4LX

Opening times:
Monday–Friday 10am–5pm
Saturday 10am–1pm

Treske are members of Woodland Heritage, a charity set up to improve the way in which trees are grown, maintained and harvested in the UK.

Timbers used by Treske are FSC certified giving assurance that we are supporting responsible forestry.

Treske are holders of the prestigious Manufacturing Guild Mark awarded by the Furniture Makers' Company for manufacturing excellence.

